


QlikView



QLIKVIEW FOR SECURITIES AND INVESTMENTS

Improve trade performance, increase investment returns,
identify and manage risk





QlikView empowers investment managers with a complete picture of their funds and positions they can slice and dice to analyze cross-portfolio risk and performance.



QLIKVIEW FOR SECURITIES & INVESTMENTS

Leading securities firms are utilizing QlikView to help improve trading and investment performance, better identify and manage risk, and optimize operations and trade life-cycles.

As firms re-engage in the capital markets, they face clients and regulators that demand stability, transparency, and risk accountability. At all levels and in all functions, people make day-to-day decisions that impact the firm's ability to grow revenue and streamline operations, while successfully managing asset, market, and counterparty risk.

Typically, "routine" business decisions are not supported to the same degree as high-priority corporate initiatives—such as whether to acquire a company or move into a new market. However, questions like...

- What trades are being executed and with which counterparties?
- What are the best investment options to advise this client on?
- Where are the hidden concentrations of risk in my portfolio?
- How well am I controlling operational risk?

...are actually the most important ones—many people ask them many times a day in many different ways—and the results add up to have a tremendous impact on a firm's overall bottom line.


Putting the right information at the fingertips of users such as traders seeking to execute profitably, advisors making investment recommendations, or operations users trying to minimize risk is the key to driving a 'culture of information' in financial services.

To pull ahead of the competition, firms are employing the QlikView Business Discovery platform to help them harness the power of their information and put it in the hands of business users across their organizations. By offering a simple and powerful self-service data access and analysis capability, our customers have seen how improved decisions can have a significant impact on revenue, risk, and overall profitability.

A LEADING GLOBAL INVESTMENT BANK

A global investment bank sought to better manage profitability and client performance, and to ensure compliance in their trading activities. They rolled out QlikView to over 500 users across trading desks and operations in Europe and North America, to gain visibility into trade activity performed by clients, traders, and in auto-negotiated electronic markets.

The firm states that they were able to achieve significant revenue increases, solve new analytical problems, and reduce hundreds of reports to less than ten QlikView applications.



GLOBAL WEALTH MANAGEMENT FIRM

A wealth management division of a global investment bank in Europe sought to improve client service by enabling their advisors to make better targeting decisions for investment products into their individual client bases.

They deployed QlikView to in 12 weeks to provide ad-hoc analysis to financial advisors for over 200 million records of client and portfolio data from multiple source systems. This allowed users to directly evaluate their client base, including portfolio characteristics, investment distributions, and what-if scenarios, to maximize client value.

SALES AND TRADING

QlikView empowers sales and trading managers to maximize profitability through improved forecasting and tracking of activity and better client / product targeting. QlikView allows trading desk managers to better understand trade realization and fine tune their focus through analyzing multi-source, intra-day trade activity information, increasing profitability while helping to manage asset and counterparty risk.

MARKETING

QlikView helps marketing groups gain better insight into client, product, and campaign performance and potential. With QlikView, marketing and product management teams can better identify the right target markets and create compelling product offers, campaigns and promotions to drive customer acquisition, retention, and wallet share.

ASSET & WEALTH MANAGEMENT

QlikView empowers investment managers to get a complete picture of their funds and positions, slicing and dicing by a multitude of dimensions to analyze cross-portfolio risk and performance. Financial advisors and wealth managers can get an unrestricted view of their clients in order to give the best investment advice. And because QlikView can be deployed on portals, the same type of analysis available to internal users can be made directly available to institutional and high-net-worth clients.

Finance managers use QlikView to quickly and flexibly monitor financial performance and risk with unmatched transparency into key metrics and transactional detail.

RISK AND COMPLIANCE

QlikView helps firms manage all types of risk – including asset, market, and counterparty risk – in both front and middle office environments. With QlikView, users can gain an immediate understanding of intra-day information from multiple sources, can visualize data in a multitude of hierarchies and formats, and can perform unrestricted slicing and dicing to identify risk concentrations. In addition, QlikView supports compliance by allowing ad-hoc investigation and rapid response for regulatory inquiries and fraud detection.

OPERATIONS

QlikView supports operations by allowing fast and flexible integration of data from multiple sources, with dashboards that support both high level process monitoring and unrestricted drill-down to individual trades or transactions. QlikView has been utilized by major firms to monitor complex trade life-cycles and manage operational risk.

FINANCE AND IT

QlikView empowers finance managers to quickly and flexibly monitor financial performance and risk by offering unmatched transparency into key financial metrics and with full transactional detail. And with QlikView, firms can monitor and streamline IT management, assessing how to improve efficiency while controlling systems, processes, data quality and risk.

QlikView is used by major financial firms worldwide to monitor complex trade lifecycles and manage operational risk.

A TRADE OPERATIONS GROUP OF A GLOBAL INVESTMENT BANK

The trade operations group of a global investment bank sought to improve the management of trade processing life-cycles, to improve efficiency and processing times, reduce counterparty exposure, and increase availability of cash. There were over 50 processing steps between trade execution and settlement, and many of the processes were handled manually using excel.

The firm rolled out QlikView to trade operations users to provide a global trade life-cycle management dashboard across business lines and life-cycle steps. The dashboard unifies data from a high number of sources, and allows users to monitor a summary-level dashboard with full drill down into detailed information, including the ability to search text-based commentary.

OUR CLIENTS

ABN AMRO
BNP PARIBAS
BBVA
CREDIT AGRICOLE (CALYON)
GE CAPITAL
HANDELSBANKEN
HSBC TRINKHAUS
INSIGHT INVESTMENT
MANAGEMENT
JEFFERIES
MAJEDIE ASSET
MANAGEMENT
MESIROW FINANCIAL
MOODY'S
RUFFER INVESTMENTS
SEB
SIG
SOCIETE GENERALE
SWEDBANK

More than 250 financial services companies across the globe, including the world's 10 largest, use QlikView to improve performance across their organizations.

QLIKVIEW DELIVERS EXTRAORDINARY RESULTS

The QlikView Business Discovery platform bridges the gap between traditional BI solutions and standalone office productivity applications, enabling users to forge new paths and make new discoveries. It brings a whole new level of analysis, insight, and value to existing data stores with user interfaces that are clean, simple, and straightforward.

INSIGHT EVERYWHERE

Business Discovery is a whole new way of doing things. It's a bottoms-up approach that puts the business user in control. It's about workgroups, departments, and entire business units having access to the data they need to make better decisions. With QlikView, businesses can take insight to the edges of their organization, enabling every user to do their jobs smarter and faster than ever.

APP MODEL

Business Discovery lets any user quickly develop and deploy their own apps. It also enables Apple App Store-like experiences for departments and organizations, letting people create and download easy, lightweight and purpose-built apps quickly that solve unique problems.

REMIXABILITY AND REASSEMBLY

Business Discovery platforms make it easy for people to remix and reassemble data in new views and create new visualizations on the fly for deeper understanding.

A SOCIAL AND COLLABORATIVE ENVIRONMENT

Business Discovery enables users to share and collaborate on insight and analysis. It's about creating a community of users who engage in wiki-like decision-making to drive knowledge that can cascade across an organization.

MOBILITY

Business Discovery supports a new world of mobile applications and data. It's not about providing static reports the way traditional BI does, but about delivering live data and analysis so users can answer any question they want on the go, whether it's on large-form mobile devices like the iPad or smartphones.

Learn more at qlikview.com


* Worldwide BI Tools 2008 Vendor Shares, IDC, 2009
** IDC/QlikTech Joint Survey, 2009



“The problem was how to make millions of rows of data available, intelligible, meaningful, flexible, visual and current for credit analysts with limited time and attention spans. We chose QlikView because it could handle our millions of rows of data with aplomb and could provide stellar response times.”

– VP of Data Management, Leading Investment Bank

QlikView



QlikTech has offices worldwide with expert, friendly staff ready to help you drive smarter, faster decisions with QlikView.

USA

Global Headquarters

1 (888) 828-9768
infous@qlikview.com

Australia

61 2 9657 1350
infoanz@qlikview.com

Austria

43 (0) 7242 9396 1301
infoat@qlikview.com

Belgium

32 (0) 2 709 20 13
infobelux@qlikview.com

BeNeLux

31 (0) 23 727 1900
infofl@qlikview.com

Canada

1 (778) 328 1650
infoca@qlikview.com

China

400 120 1157
infoapac@qlikview.com

Denmark

45 33 16 16 30
infodk@qlikview.com

Finland

358 207 597400
infofi@qlikview.com

France

33 (0) 1 55 62 06 90
infofr@qlikview.com

Germany

49 (0) 211 58 66 80
infode@qlikview.com

Greece

30 210 9760820
sales@qlikviewhellas.com

Hong Kong

852 3478 3652
infoapac@qlikview.com

India

91 80 4093 7760
infoin@qlikview.com

Indonesia

001803 657 056
infoapac@qlikview.com

Italy

39 (0) 461 1920320
info@qlikviewitaly.com

Japan

81 3 6277 7079
infojp@qlikview.com

Malaysia

1800 806 561
infoapac@qlikview.com

Norway

46 (0)46 286 27 00
infoNO@qlikview.com

Philippines

1800 1651 0724
infoapac@qlikview.com

Portugal

34 917 681 917
infoes@qlikview.com

Russia

7 495 787 27 52
inforu@qlikview.com

Singapore

65 6557 6120
infoapac@qlikview.com

South Africa

27 861 754589
info@qlikview.co.za

Spain

34 917 681 917
infoes@qlikview.com

Sweden

46 (0)10 209 75 00
infose@qlikview.com

Switzerland

41 (0) 44 445 5555
infoch@qlikview.com

Thailand

001800 658 160
infoapac@qlikview.com

UK

44 (0) 1926 45 88 88
ukinfo@qlikview.com